



# How to measure your doors

Follow these simple steps to take approximate measurements of your door for a quotation



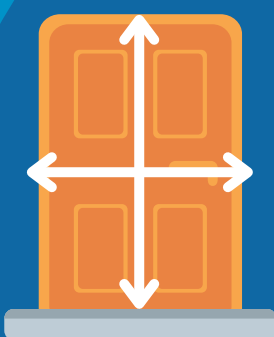
## Step 1

Please measure in millimetres or centimetres, not inches as this gives a more accurate measurement.




## Step 2

Please measure from the inside of the property as this is the safest option. Take a height and width measurement from wall to wall, not the existing door itself.



## Step 3

Please take a measurement from the middle of the door for height and width from wall to wall.



## Step 4

If you can, please provide photographs along side or instead of these measurements. Our surveyors are very experienced and can often provide a quotation from photographs.



## Step 5

Please remember all sizes for quotation are approximate, so please do not worry about accuracy. Our surveyor will remeasure everything when we come to order.



**CLARITY**  
WINDOWS  
DOORS & CONSERVATORIES